

Objectives and policy

The Portfolio aims to provide capital growth and some income by investing in a diversified range of assets and markets worldwide. The Portfolio is benchmarked against the IA Mixed Investment 20-60% Shares sector.

Portfolio characteristics

Comparator benchmark	IA Mixed Investment 20-60% Shares
Investment Time Horizon	10-15 years. Minimum suggested investment term is five years.
Ongoing costs*	0.52%
MiFID cost	0.07%
Historical yield	2.47%
Total number of holdings (ex cash)	19
Launch Date	01 Jun 2015

Ratings & awards



Risk 1 - 5	3
Risk 1 - 7	5
Risk 1 - 10	6



Performance since inception %



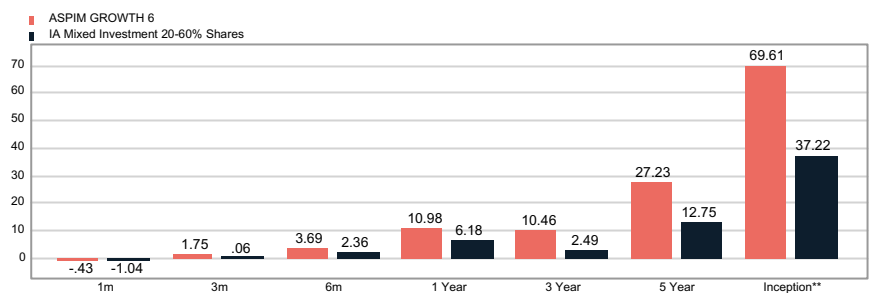
Source: FactSet

Discrete Performance %

	Dec 23 to Dec 24	Dec 22 to Dec 23	Dec 21 to Dec 22	Dec 20 to Dec 21	Dec 19 to Dec 20
ASPIM GROWTH 6	10.98	9.76	-9.32	8.91	5.77
IA Mixed Investment 20-60% Shares	6.17	6.86	-9.67	6.31	3.49

Source: FactSet

Performance summary %



Source: FactSet

Top 5 contributors over 1 year %

Model Security Name	Contribution To Return
5 Highest	8.43
HSBC American Index C Acc	2.82
Fidelity Index US P	2.49
Fidelity Index US RS Acc GBP	1.42
M&G Asian I Acc GBP	0.88
Aegon High Yield Bond B Acc	0.82

Top 5 detractors over 1 year %

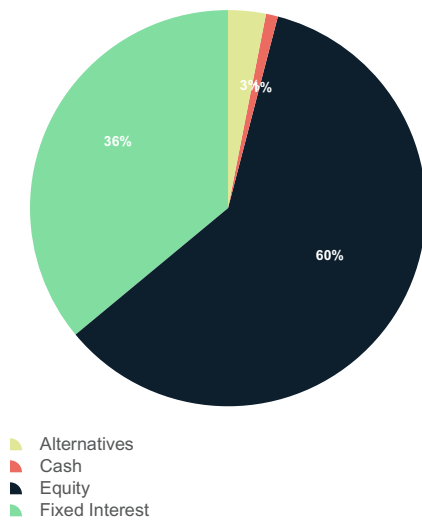
Model Security Name	Contribution To Return
5 Lowest	-0.56
IFSL Marlborough European Special Situations P Inc	-0.07
L&G All Stocks Gilt Index Trust I Acc	-0.09
Atlantic House Dynamic Duration Class A Acc GBP	-0.10
M&G Global Listed Infrastructure PP Acc GBP	-0.12
M&G Asian PP Acc	-0.18

Source: FactSet

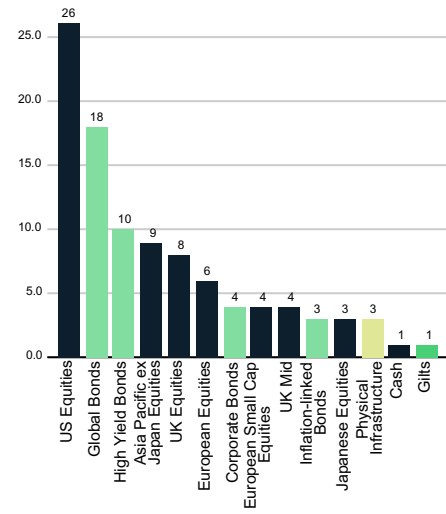
Past performance is not a guide to future performance. The value of investments and any income from them can fall, this may in part be due to currency exchange rate fluctuations. Investors may get back less than invested.

Chart data correct as of 31 Dec 2024

Asset allocation %



Sector breakdown %



Portfolio holdings and sector breakdown %

Model Security Name	ASPI Sector	Port. Weight
abrdn Short Dated Global Inflation-Linked Bond Tracker B Acc	Inflation-linked Bonds	3.00
Aegon High Yield Bond S Acc GBP	High Yield Bonds	10.00
Atlantic House Defined Returns B	UK Equities	5.50
Atlantic House Dynamic Duration Class A Acc GBP	Global Bonds	3.00
Cash	Cash	1.00
Fidelity Index US RS Acc GBP	US Equities	15.00
HSBC American Index C Acc	US Equities	11.00
IFSL Marlborough European Special Situations P Inc	European Small Cap Equities	4.00
iShares Continental European Equity Index (UK) D Acc	European Equities	6.00
iShares Japan Equity Index (UK) D Acc	Japanese Equities	3.00
iShares Mid Cap UK Equity Index (UK) D Acc	UK Mid	4.00
iShares UK Equity Index (UK) D Acc	UK Equities	2.50
L&G All Stocks Gilt Index Trust C Acc	Gilts	1.00
L&G Pacific Index Trust C Acc	Asia Pacific ex Japan Equities	4.00
M&G Asian PP Acc	Asia Pacific ex Japan Equities	5.00
M&G Global Listed Infrastructure PP Acc GBP	Physical Infrastructure	3.00
Royal London Corporate Bond M Acc	Corporate Bonds	2.00
Royal London International Government Bond M Inc	Global Bonds	7.00
Vanguard Global Bond Index Hedged Acc GBP	Global Bonds	8.00
Vanguard Global Credit Bond Inv Hedged Acc GBP	Corporate Bonds	2.00

Important information and risk warnings

*The ongoing cost figure represents the cost of the management of the portfolio including underlying fund ongoing charges and discretionary management charge. Funds can also experience other costs associated with trading the underlying securities which may be disclosed separately on valuations. These are estimates however and no additional fee is earned in association with these charges. The source of this data is FactSet.

Key risks

It is the responsibility of the adviser to select the correct model appropriate for the client's time horizon and objective. Financial advisers must satisfy themselves that the funds' current asset allocations reflect the risk/return expectations of the funds when mapped. Albemarle's model portfolios are mapped against a selection of third-party risk profiling tools to aid advisers as part of suitability assessments for clients. The methodology and results of third-party risk profiling tools are not undertaken by Albemarle Street Partners.

Medium Risk

This would be appropriate for an investor who is willing to take moderate risk to achieve their investment goals, achieving a capital return above inflation. The investor is willing to accept moderate fluctuations in the value of their portfolio over the long-term.

© 2024 ASPIM All Rights Reserved. For the avoidance of doubt the discretionary fund manager of this portfolio is Atlantic House Investments Limited *The ongoing cost figure represents the cost of the management of the portfolio including underlying fund ongoing charges and discretionary management charge. Funds can also experience other costs associated with trading the underlying securities which may be disclosed separately on valuations. These are estimates however and no additional fee is earned in association with these charges. The source of this data is Factset. Fund performance is calculated bid to bid net of all charges with income reinvested at the payment date. The source for the performance data from inception until 1st October 2023 is Bloomberg, with anything following this date provided by Factset. Past performance is not a guide to future performance. The value of investments and any income from them can fall and you may get back less than you invested. (1) The information, data, analyses, and opinions contained herein (2) include the proprietary information of Albemarle Street Partners, (3) may not be copied or redistributed without prior permission (4) do not constitute investment advice offered by Albemarle Street Partners or any associated parties (5) are provided solely for informational purposes and therefore are not an offer to buy or sell a security, and (6) are not warranted to be correct, complete, or accurate. Albemarle Street Partners shall not be responsible for any trading decisions, damages, or other losses resulting from, or related to, this information, data, analyses, or opinions or their use. (7) is intended for use by professional investors only. (8) ©Albemarle Street Partners 2024. All rights reserved. Albemarle Street Partners is a trading name of Atlantic House Investments Limited (AHI). AHI is a Private Limited Company registered in England and Wales. Registration Number: 11962808. Registered Office address: One Eleven, Edmund Street, Birmingham, West Midlands, B3 2HJ. Authorised and regulated by the Financial Conduct Authority. FRN 931264.