

31 Dec 2024

Objectives and policy

The portfolio aims to provide income by investing in a diversified range of assets and markets worldwide. The portfolio is benchmarked against UK CPI + 1.5%.

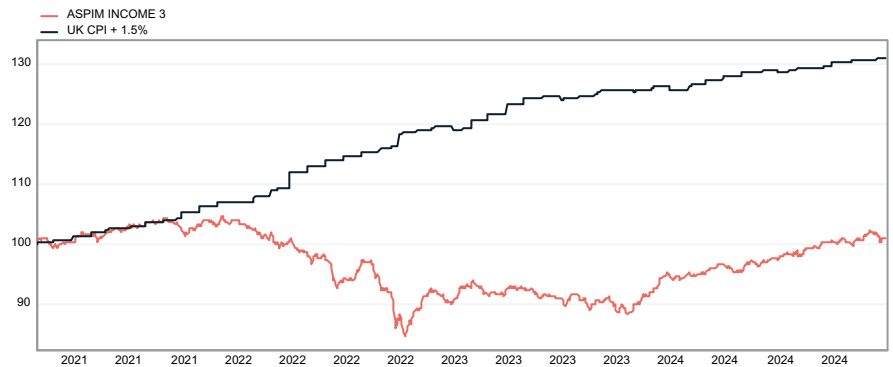
Portfolio characteristics

Comparator benchmark	UK CPI + 1.5%
Investment Time Horizon	10-15 years. Minimum suggested investment term is five years.
Ongoing costs*	0.68%
MiFID cost	0.08%
Historical yield	4.44%
Total number of holdings (ex cash)	14
Launch Date	29 Jan 2021

Ratings & awards



Performance since inception %



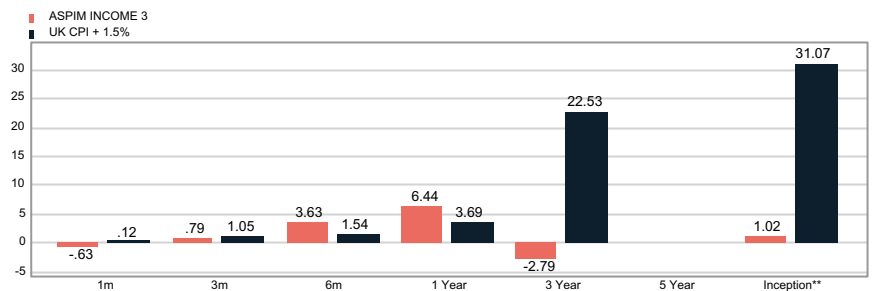
Source: FactSet

Discrete Performance %

	Dec 23 to Dec 24	Dec 22 to Dec 23	Dec 21 to Dec 22	Dec 20 to Dec 21	Dec 19 to Dec 20
ASPIM INCOME 3	6.44	5.36	-13.31	--	--
UK CPI + 1.5%	3.69	5.49	12.03	6.89	2.09

Source: FactSet

Performance summary %



Source: FactSet

Top 5 contributors over 1 year %

Model Security Name	Contribution To Return
5 Highest	4.05
Man GLG High Yield Opportunities Professional D	1.16
Aegon High Yield Bond B Inc	1.12
Schroder US Equity Income Maximiser Z Inc	0.78
Fidelity Index Japan P Inc	0.50
Royal London Global Equity Income M Inc	0.48

Top 5 detractors over 1 year %

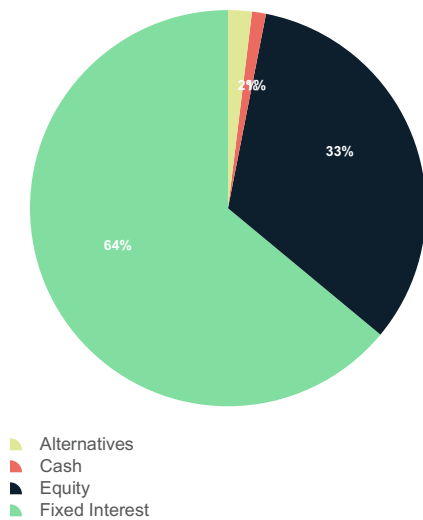
Model Security Name	Contribution To Return
5 Lowest	-1.10
HSBC UK Gilt Index C Inc	-0.03
Royal London Corporate Bond M Inc	-0.05
M&G Global Listed Infrastructure PP Inc GBP	-0.08
Vanguard Global Corporate Bond	-0.10
Atlantic House Dynamic Duration Class D Dis GBP	-0.83

Source: FactSet

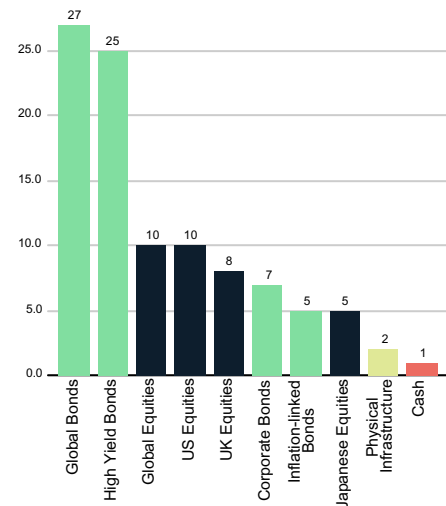
Past performance is not a guide to future performance. The value of investments and any income from them can fall, this may in part be due to currency exchange rate fluctuations. Investors may get back less than invested.

Chart data correct as of 31 Dec 2024

Asset allocation %



Sector breakdown %



Portfolio holdings and sector breakdown %

Model Security Name	ASPIM Sector	Port. Weight
Aegon High Yield Bond S Inc GBP	High Yield Bonds	12.50
Atlantic House Defined Returns I Distribution 4%	UK Equities	5.00
Atlantic House Dynamic Duration Class D Dis GBP	Global Bonds	10.00
Cash	Cash	1.00
Fidelity Index Japan P Inc	Japanese Equities	5.00
Fidelity Index US RS Dis GBP	US Equities	5.00
M&G Global Listed Infrastructure PP Inc GBP	Physical Infrastructure	2.00
Man GLG High Yield Opportunities Professional D	High Yield Bonds	12.50
Royal London Corporate Bond Z Inc	Corporate Bonds	7.00
Royal London Global Equity Income M Inc	Global Equities	10.00
Royal London International Government Bond M Inc	Global Bonds	5.00
Royal London Short Duration Global Index Linked Z Inc	Inflation-linked Bonds	5.00
Schroder US Equity Income Maximiser Z Inc	US Equities	5.00
Vanguard FTSE UK Equity Income Index Inc GBP	UK Equities	3.00
Vanguard Global Bond Index Hedged Inc GBP	Global Bonds	12.00

Important information and risk warnings

*The ongoing cost figure represents the cost of the management of the portfolio including underlying fund ongoing charges and discretionary management charge. Funds can also experience other costs associated with trading the underlying securities which may be disclosed separately on valuations. These are estimates however and no additional fee is earned in association with these charges. The source of this data is FactSet.

Key risks

It is the responsibility of the adviser to select the correct model appropriate for the client's time horizon and objective. Financial advisers must satisfy themselves that the funds' current asset allocations reflect the risk/return expectations of the funds when mapped. Albemarle's model portfolios are mapped against a selection of third-party risk profiling tools to aid advisers as part of suitability assessments for clients. The methodology and results of third-party risk profiling tools are not undertaken by Albemarle Street Partners.

Low Risk

This would be appropriate for an investor who is willing to take limited risk, where capital preservation is at the forefront of the investment strategy. The investor is willing to accept modest fluctuations in the value of their portfolio over the long-term.

© 2024 ASPIM All Rights Reserved. For the avoidance of doubt the discretionary fund manager of this portfolio is Atlantic House Investments Limited *The ongoing cost figure represents the cost of the management of the portfolio including underlying fund ongoing charges and discretionary management charge. Funds can also experience other costs associated with trading the underlying securities which may be disclosed separately on valuations. These are estimates however and no additional fee is earned in association with these charges. The source of this data is Factset. Fund performance is calculated bid to bid net of all charges with income reinvested at the payment date. The source for the performance data from inception until 1st October 2023 is Bloomberg, with anything following this date provided by Factset. Past performance is not a guide to future performance. The value of investments and any income from them can fall and you may get back less than you invested. (1) The information, data, analyses, and opinions contained herein (2) include the proprietary information of Albemarle Street Partners, (3) may not be copied or redistributed without prior permission (4) do not constitute investment advice offered by Albemarle Street Partners or any associated parties (5) are provided solely for informational purposes and therefore are not an offer to buy or sell a security, and (6) are not warranted to be correct, complete, or accurate. Albemarle Street Partners shall not be responsible for any trading decisions, damages, or other losses resulting from, or related to, this information, data, analyses, or opinions or their use. (7) is intended for use by professional investors only. (8) ©Albemarle Street Partners 2024. All rights reserved. Albemarle Street Partners is a trading name of Atlantic House Investments Limited (AHI). AHI is a Private Limited Company registered in England and Wales. Registration Number: 11962808. Registered Office address: One Eleven, Edmund Street, Birmingham, West Midlands, B3 2HJ. Authorised and regulated by the Financial Conduct Authority. FRN 931264.